

Erwin Wurm



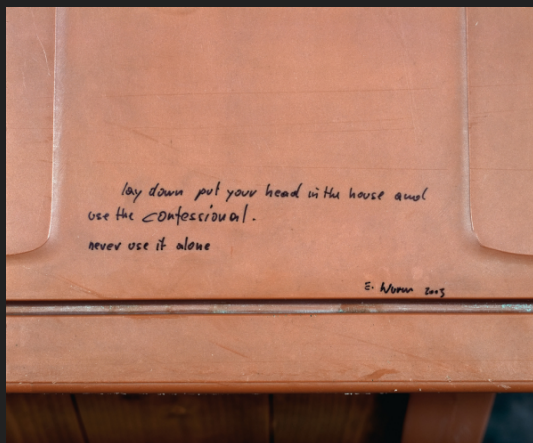
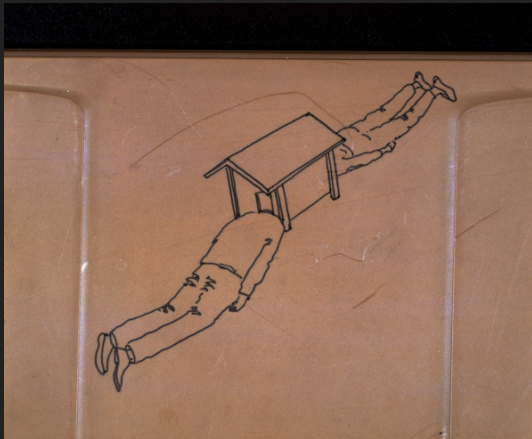
don't care about anything

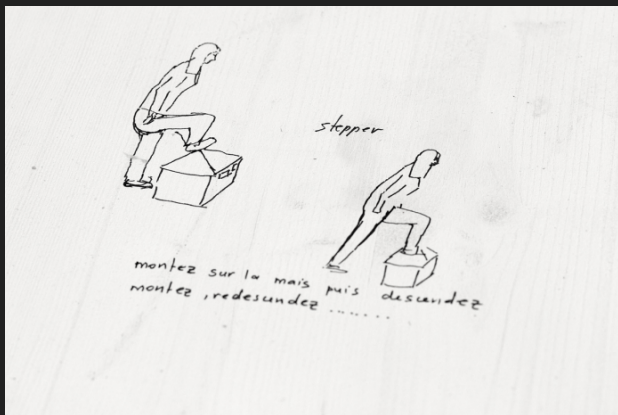
Don't Care About Anything, 2001, Erwin Wurm



Confessional, 2003, Erwin Wurm

Abstracting the role of the *viewer* through installation






Wittgensteinian Grammar of Physical Education, Clay, Performance by the public, Paris, 2013, Erwin Wurm



Ship of Fools, Mixed Media, 2017, Performed by the Public, Austria



Ship of Fools inside view



Reinigungsmöbel zur Läuterung, Wood, Metal, Paint, 2011



Realize the Piece and Think about your Digestion, 2008





Erwin Wurm Installation view of one minute sculptures





Certificat
 of
 Erwin Wurm
 11.6.1990
 (permission to install the dust piece at 1990)


Pedestal 25 x 60 x 70 cm wood, paint, dust

1) Before each new installation the pedestal must be prepared and painted (white acrylic wall paint) the paint must be rolled not brushed!

2) How to make the dust:


a) Put a piece of carton on each the pedestal — under the carton 6 pieces of wood each 2 x 2 x 2 cm carton size (40 x 50 cm)


wood piece
 cardboard



& position it geometrical

b) Take the dust of a vacuum cleaner and put it in the a + a-hint.





c) Hold the bag 10 cm over the pedestal and start blowing the bottom of the bag with the other hand while doing it go all ways around the pedestal. Stop when you have a small layer of dust.

d) Now put carefully the carton away. (+ woods)

The dust should look like the amount of dust which is falling naturally in approx. 2 weeks! Make it better less than too much!

3) If the dust is disturbed by a finger or etc. do it again!

4) A description or the name of the dust! or anything else should never be mounted on the pedestal

E. W.

Expedition New York, Cologne, Vienna, Dust Sculpture, 1990-94





House Attack, Vienna, 2006





2:35 - 3:21